

Kid Studios

Goodness

May 14 & 15, 2011

Juicy

5/14 5:00p	5/15 10:00a	5/15 11:30a	Length in mins	Notes
Pre-Service				
4:15p	9:15a	10:45a	15:00	Room Fully Setup for Kids Start playing background music Screen Loops are all active Special Lights are all on Special Elements are setup and ready
4:30p	9:30a	11:00a	30:00	Doors Open for Kids Leader at main door checking children's tags
Large Group				
5:00p	10:00a	11:30a	5:00	5 Minute Countdown/Pump Up Hosts: Audio:
5:05p	10:05a	11:35a	1:00	Welcome
5:06p	10:06a	11:36a	2:00	Top 4 1. No space invading 2. Listen when the teacher's talking 3. Don't lose your name tag 4. Praise God and have fun
5:08p	10:08a	11:38a	2:00	Tithe/Offering In: Out: Host: Slides:
5:10p	10:10a	11:40a	4:00	No One like You
5:14p	10:14a	11:44a	4:00	King Of Majesty
5:18p	10:18a	11:48a	2:00	Kid Word Video Show right after worship
Studio Groups - Start the small group slides on screen for our leaders				
5:20p	10:20a	11:50a	4:00	Smash the Fruit Smash the Fruit is a 4-minute ice-breaker to allow children to get to know each other and the Mentor Group Leader (MGL). This should allow children to be more receptive to those who are teaching and open to sharing what's on their heart.
5:24p	10:24a	11:54a	10:00	The Juicy and DQ's This is the meat of the small group time. This is where the MGL's will give a very short teaching about the topic. After the teaching, there are discussion questions to engage the children. MGL's are encouraged to have a good understanding of the topics to help keep discussion time on topic and to do their best to answer (or find an answer) questions.
5:34p	10:34a	12:04p	7:00	Juicy Sheets Juicy Sheets are activity sheets that will be passed out. They consist of a few different activities that kids can do by themselves. Juicy Sheets are lesson-specific.
5:41p	10:41a	12:11p	5:00	Fruitivity We call this a "fruitivity" because it's an activity centered around a fruit that corresponds with the lesson. It's another fun way to engage kids and get them thinking about the "fruits of the Spirit" every time they see that fruit.
5:46p	10:46a	12:16p	7:00	Juicy Game This is a fun game for the Juicy Groups to play in their small groups. Again, even our games reinforce the lesson.
5:53p	10:53a	12:23p	2:00	Salvation Call Every week in every Juicy Group we want to invite kids who don't know Jesus to make Him boss of their life. Children will repeat a prayer that the MGL will lead them in and celebrate any decisions!!

5:55p 10:55a 12:25p **5:00 Prayer**
 No group should be dismissed without a time of prayer and praise. Use this time to pray over any needs in your group and hoot and holler over any praise reports. Prayer and Praise Cards will be available for kids to write down their requests or reports.

Large Group

6:00p 11:00a 12:30p **8:00 Fast Forward**
 This time is for a quick recap of what happened wednesday night with a video. it is also to re-enforce the Kid Answer with a possible object lesson of some sort.
 In:
 Out:
 Speaker:
 Slides:


6:08p 11:08a 12:38p **5:00 What Just Happened?**
 Trivia Time
 In:
 Out:
 Hosts:
 Slides:

6:13p 11:13a 12:43p **0:00 Dismiss**
 Host:

6:13p 11:13a 12:43p **73:00**

In Service

10:00am Studio Group Leader

Anyssia Johnson 

11:30am Studio Group Leader

Anthony Ortiz


5:00pm Studio Group Leader

Frank Speer 

10:00am Studio Group Leader

Cindy Castaneda 

11:30am Studio Group Leader

Anyssia Johnson 

5:00pm Studio Group Leader

Germaine Ewing

10:00am Studio Group Leader

Jessica Antunez

11:30am Studio Group Leader

Scottie Malec


5:00pm Studio Group Leader

Jesse Kretzu

10:00am Studio Group Leader

Michael Menendez 

11:30am Studio Group Leader

Nancy B-Johnson 


5:00pm Studio Group Leader

Sara Bloch 

10:00am Studio Group Leader

Verenise Velasquez

5:00pm Studio Group Leader

Anyssia Johnson 

Service Leader

Service Leader 10:00am
 Traci Ramirez

Service Leader 11:30am
 Tammy Windeknecht

Service Leader 5:00pm
 Jesse Kretzu

Service Leader Santiago
 Camarie Callari