

Kid Studios

Love

March 26 & 27, 2011

Juicy

3/26 5:00p	3/27 9:30a	3/27 10:15a	3/27 11:00a	Length in mins	Notes
Large Group					
5:00p	9:30a	10:15a	11:00a	1:00	Announcement Audio: Restroom Announcement
5:01p	9:31a	10:16a	11:01a	5:00	5 Minute Countdown/Pump Up Hosts: Audio:
5:06p	9:36a	10:21a	11:06a	1:00	Welcome
5:07p	9:37a	10:22a	11:07a	2:00	Top 4 1. No space invading 2. Listen when the teacher's talking 3. Don't lose your name tag 4. Praise God and have fun
5:09p	9:39a	10:24a	11:09a	3:00	Jesus You're My Superhero
5:12p	9:42a	10:27a	11:12a	3:50	One Way
5:15.50p	9:45.50a	10:30.50a	11:15.50a	4:45	Trading My Sorrows
5:20.35p	9:50.35a	10:35.35a	11:20.35a	2:00	Tithe/Offering In: Out: Host: Slides:
5:22.35p	9:52.35a	10:37.35a	11:22.35a	2:00	Kid Word - Video
5:24.35p	9:54.35a	10:39.35a	11:24.35a	6:00	Fast Forward memory verse video. This time is for a quick recap of what happened wednesday night with a video. it is also to re-enforce the Kid Answer with a possible object lesson of some sort. In: Out: Speaker: Slides:
Studio Groups					
5:30.35p	10:00.35a	10:45.35a	11:30.35a	4:00	Smash the Fruit Smash the Fruit is a 4-minute ice-breaker to allow children to get to know each other and the Mentor Group Leader (MGL). This should allow children to be more receptive to those who are teaching and open to sharing what's on their heart.

5:34.35p 10:04.35a 10:49.35a 11:34.35a **10:00 The Juicy and DQ's**
This is the meat of the small group time. This is where the MGL's will give a very short teaching about the topic. After the teaching, there are discussion questions to engage the children. MGL's are encouraged to have a good understanding of the topics to help keep discussion time on topic and to do their best to answer (or find an answer) questions.

5:44.35p 10:14.35a 10:59.35a 11:44.35a **7:00 Juicy Sheets**
Juicy Sheets are activity sheets that will be passed out. They consist of a few different activities that kids can do by themselves. Juicy Sheets are lesson-specific.

5:51.35p 10:21.35a 11:06.35a 11:51.35a **5:00 Fruitivity**
We call this a "fruitivity" because it's an activity centered around a fruit that corresponds with the lesson. It's another fun way to engage kids and get them thinking about the "fruits of the Spirit" every time they see that fruit.

5:56.35p 10:26.35a 11:11.35a 11:56.35a **7:00 Juicy Game**
This is a fun game for the Juicy Groups to play in their small groups. Again, even our games reinforce the lesson.

6:03.35p 10:33.35a 11:18.35a 12:03.35p **2:00 Salvation Call**
Every week in every Juicy Group we want to invite kids who don't know Jesus to make Him boss of their life. Children will repeat a prayer that the MGL will lead them in and celebrate any decisions!!

6:05.35p 10:35.35a 11:20.35a 12:05.35p **5:00 Prayer**
No group should be dismissed without a time of prayer and praise. Use this time to pray over any needs in your group and hoot and holler over any praise reports. Prayer and Praise Cards will be available for kids to write down their requests or reports. Put prayer cards in the prayer mail box for the Pastor to collect.

Large Group

6:10.35p 10:40.35a 11:25.35a 12:10.35p **5:00 What Just Happened?**
Trivia Time
In:
Out:
Hosts:
Slides:


6:15.35p 10:45.35a 11:30.35a 12:15.35p **0:00 Dismiss**
Host:

6:15.35p 10:45.35a 11:30.35a 12:15.35p **75:35**

Rehearsal Times
Service/Tech Check
3/26 3:30pm

In Service

11:00am Studio Group Leader

Nancy B-Johnson 


5:00pm Studio Group Leader

Frank Speer 

9:30am Studio Group Leader

Katelyn Mirsky 

11:00am Studio Group Leader

Peter Holmstrom 

5:00pm Studio Group Leader

Sara Bloch 

Santiago Studio Group Leader

Alma Quezada

5:00pm Studio Group Leader

Brandy Edwards

9:30am Studio Group Leader

Cindy Castaneda 

Service Leader

Service Leader


11:00am

Tammy Windeknecht



Service Leader

Santiago

Camarie Callari 

Service Leader

5:00pm

Jesse Kretzu

Service Leader

9:30am

Traci Ramirez 